



The Roots of Rural Reality in Vermont

A closer look at the 3 R's

AGENDA

Introduction

A look at the USA

A look at New England

Levels of Rural

Demographics of Rural Vermont

Rural Barriers

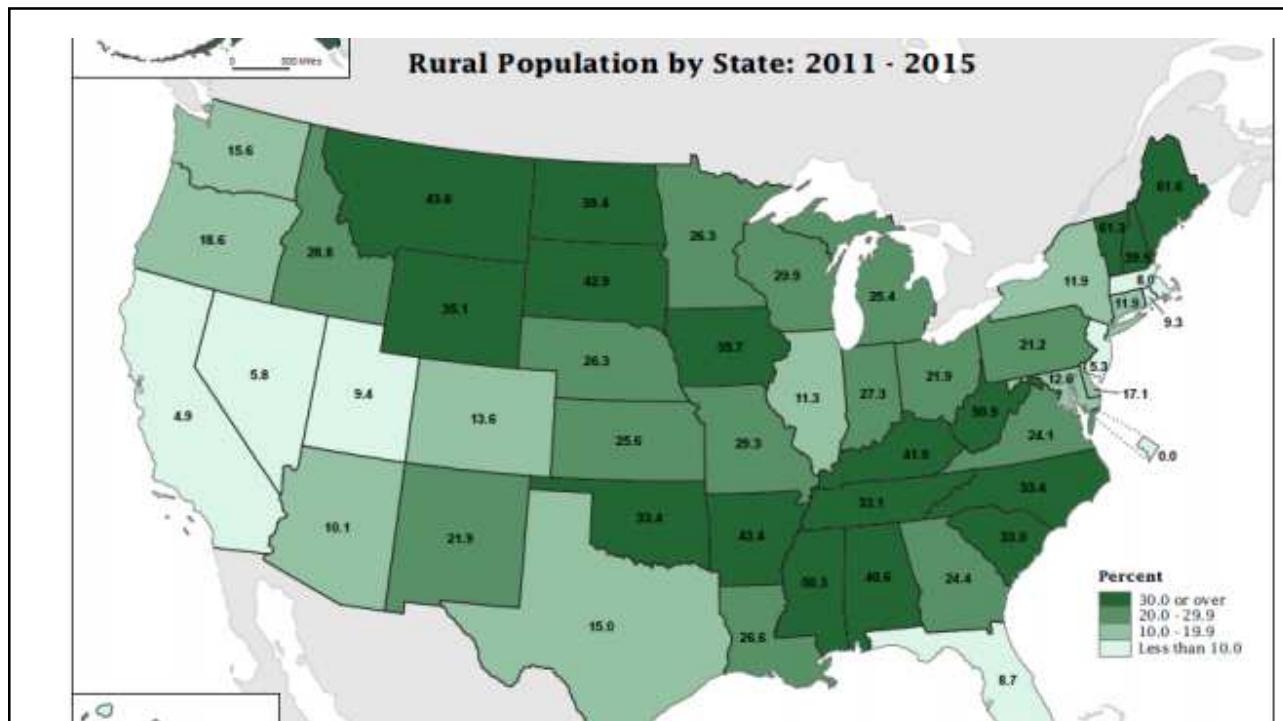
Program Delivery

Ideas



“Rural areas cover **97 percent** of the nation's land area but contain **19.3 percent** of the population (about 60 million people),”

Census Bureau Director John H. Thompson Dec 8, 2016



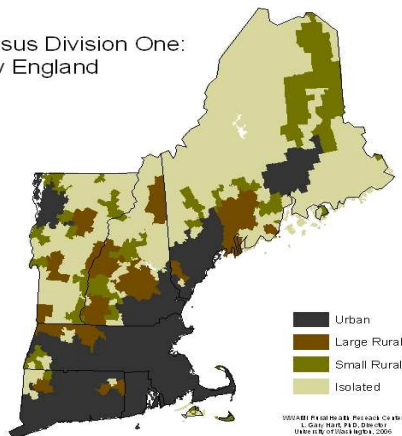
Levels of Rurality

Large Rural
Small Rural
Isolated Rural

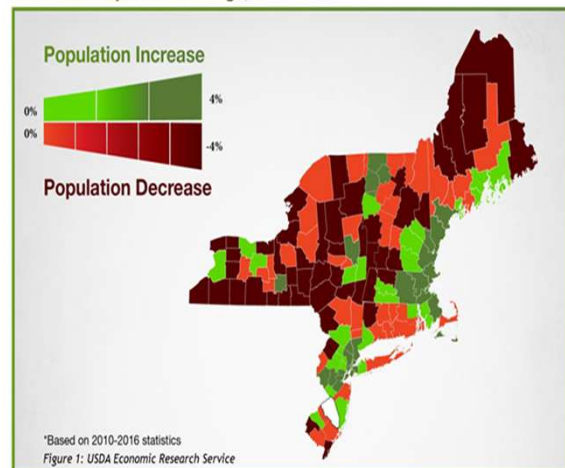
Non-Rural

Population Decline Related to Rurality

Census Division One:
New England



Northeast Population Change, 2010-2016



Suburbs have gained population from international and domestic migration, while rural areas fell behind

Total international migration by county type, 2000-2014, in millions

Total domestic migration by county type, 2000-2014, in millions

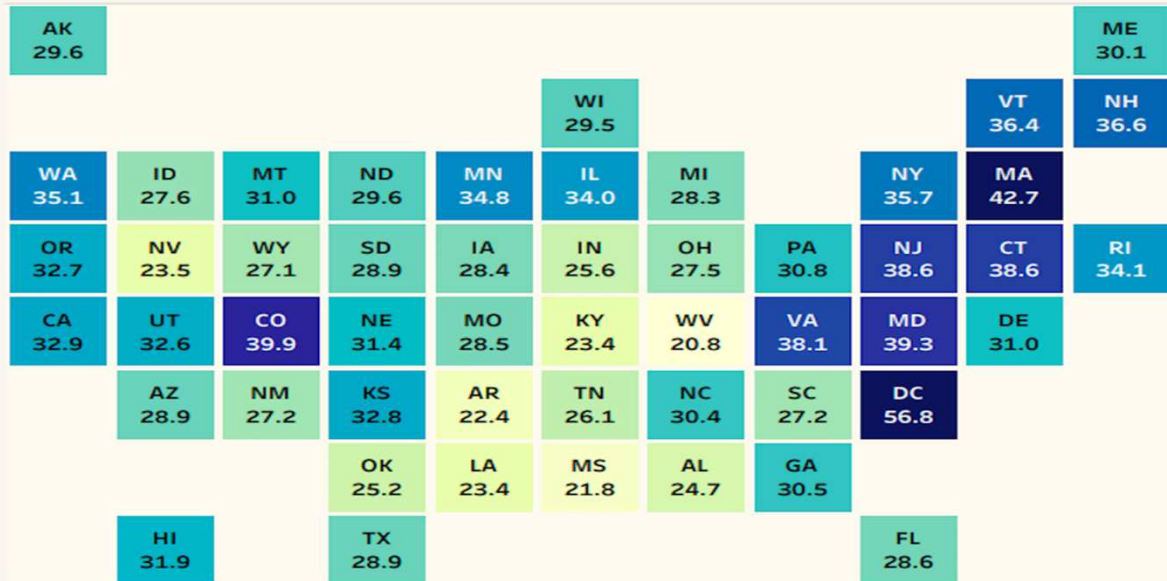
Net international and domestic migration by county type, 2000-2014, in millions



Note: County categories based on the National Center for Health Statistics Urban-Rural Classification Scheme for Counties.
 Source: Pew Research Center analysis of U.S. Census Bureau 2000 and 2014 county population estimates.
 "What Unites and Divides Urban, Suburban and Rural Communities"

PEW RESEARCH CENTER

What states have the most people with a Bachelor's Degree?



According to NEBHE there are **114,500** adults between the ages of 25 and 64 living in Vermont who do *not have any* college experience.

S Murphy, NEHE, May 2019

